

Curriculum Intent

The Formal Elements covered in Year 7 (*line, shape, colour, tone and form*) will be revisited throughout Year 8 to reinforce understanding. In Year 8 students will focus on the Formal elements of Form, Texture and Pattern. A variety of media and techniques will be employed. Students will complete two main pieces of work in the year. As well as the two final pieces, students will produce relevant visual and written research and design studies. Some of the visual research must be from primary sources.

Teachers can select a theme that enables students to produce all the aforementioned supporting work for the final pieces. Possible themes:-

Fish | Insects | Masks | Bikes | Shoes | Skulls

September – May | 2D Work

Students will learn:-

- different collaging techniques – these will be employed on *either* the 2D or 3D final pieces.
- how to create pattern and use it in their art.
- how to create and use different textures in their art.
- how to use a variety of techniques and use them in their Art. These materials could include pastel, paint, coloured pencil, collage and sewing. The techniques could include stippling, scumbling, frottage and collaging.
- about an art movement or culture that creates artefacts that link to their own work.

What does excellence look like?

- Accurately rendered shapes in observational studies
- Thoughtful composition
- Precision in use of media
- A range of media and techniques
- Materials used with flair and empathy
- Imaginative development of ideas
- Considered refinement of ideas
- Considered adjustments to final piece



How will we assess impact? (2D)

- Drawing skills
- Research skills
- Design skills
- Ability to review and refine their designs
- Ability to use a range of techniques and materials to create different textures and patterns
- Ability to select ambitious solutions when developing ideas
- Ability to research international art of different cultures and adopt some of their findings into their own artwork

Knowledge, understanding & Skills

We continue to teach our students skills that enable them to progress through KS4 and sixth form Art courses.

Just as in year 7, they will be encouraged to develop the following:

AO3 - Record ideas, observations and insights relevant to intentions as work progresses

AO1 - Develop ideas through investigations, demonstrating critical understanding of sources

AO2 - Refine work by exploring ideas, selecting and experimenting with appropriate media, materials, techniques and processes

AO4 - Present a personal and meaningful response that realises intentions

How is homework used to enhance learning?

For homework, students will gather research studies in their sketchbooks – this will include researching visual information (e.g. a research project on a particular type of mask) This might involve:-


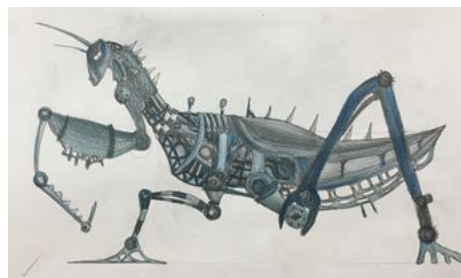
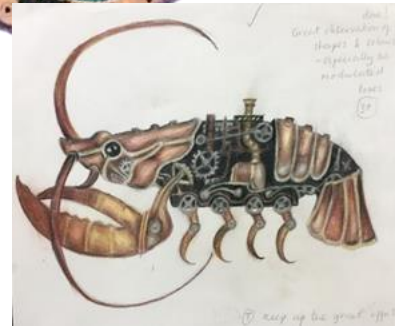
- Copies of artists' work or artefacts
- Written analysis of paintings, artefacts, installations and sculptures.
- Observational drawing tasks linked to classwork methods or techniques (students are able to choose subject matter and medium). This task will enhance the skills learnt in lesson on an independent level.

How can you support your child?

<https://www.nationalgallery.org.uk/visiting/virtual-tours>

<https://www.marmottan.fr/en/collections/claude-monet/>





June and July | 3D work

Students will learn:-

- Students will learn how to create a 3D structure using a 2D material such as corrugated cardboard.
- Students will learn how to design a mask based on their visual research.
- Students will learn how other cultures created masks and then incorporate some of their findings into their own art.
- Students will learn how to use different materials and techniques to create features and surfaces on their mask.
- Students will continue to learn how to make judgements about their work that will enable them to refine their ideas.
- Students will learn how to use equipment such as craft knives and hot glue guns safely.



How is homework used to enhance learning? (3D)

For homework students will produce research studies on a given theme.

They will also produce some of their design ideas at home.

What does excellence look like?

- Precisely rendered structure
- Precision in use of media
- Proficient use of materials
- Imaginative development of ideas
- Considered refinement of ideas
- Considered adjustments to final piece

Knowledge, understanding & Skills (3D)

In their sketchbooks students will produce observational studies on a given theme.

Where possible some of these studies should be from primary sources.

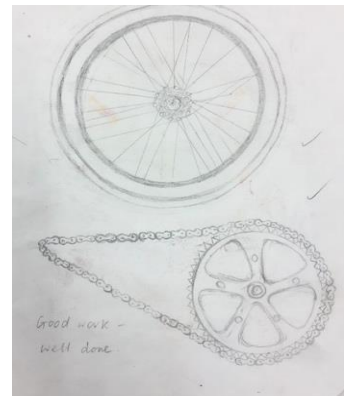
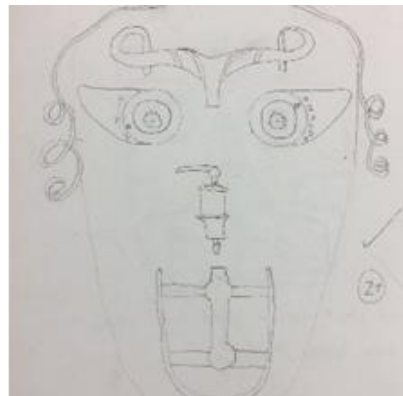

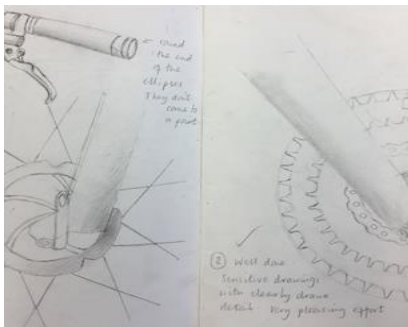

Working from their studies, students will create mask designs that incorporate visual elements from their research and acquired knowledge from their research project.

Students will refine their designs and select one that they will develop into a 3D mask.

Students will create a mask that consolidates their learning and understanding.

How will we assess impact? (3D)

- Research skills
- Design skills
- Ability to review and refine their designs
- Ability to use specialist tools safely
- Ability to use 2D materials to create a 3D object



International Opportunities

Visits Programmes

- Avignon, France: Sketching of La Chartreuse.
- Arles, France - Van Gogh tour of town and famous art works
- Wiesbaden, Germany: Gutenberg printing Museum.
- Schloss Freudenberg – Early 20th Century villa restored as a work of art with tours and art events.
- Madrid, Spain: Museo Reina Sofia & Pottery painting
- Jerez, Spain, Museo del títere - puppet museum

Within the curriculum

- Research into the work of the French artists Claude Monet and Henri Matisse.